

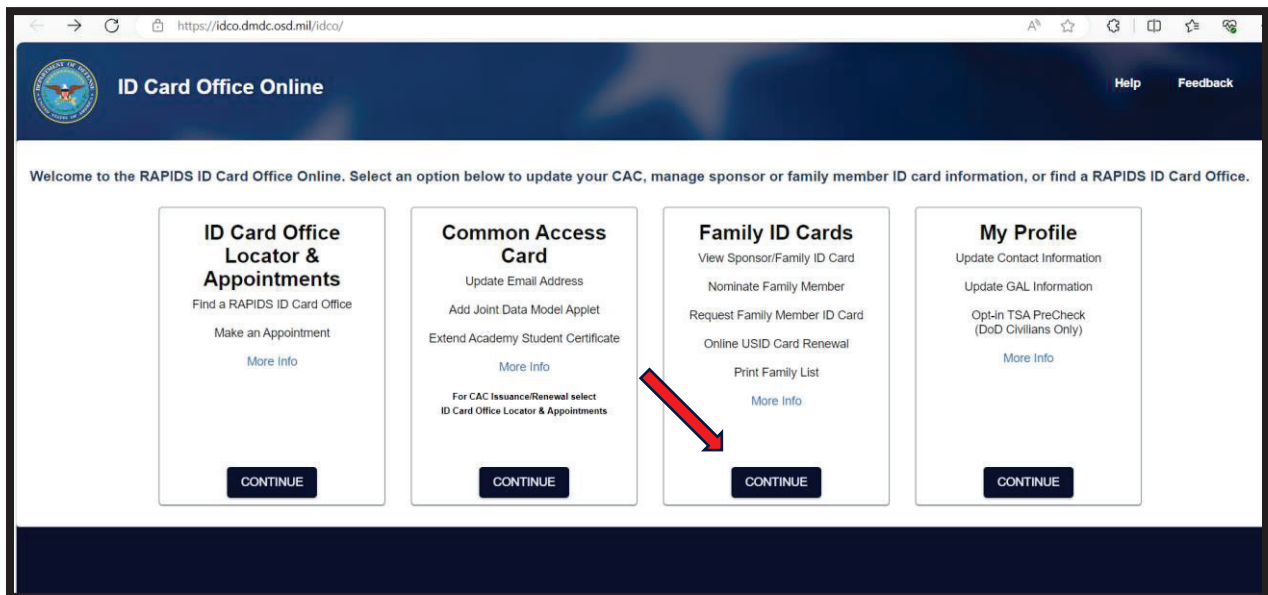
ID Card Office Online (IDCO) - Uniformed Services Identification Card (USID)

Process Steps

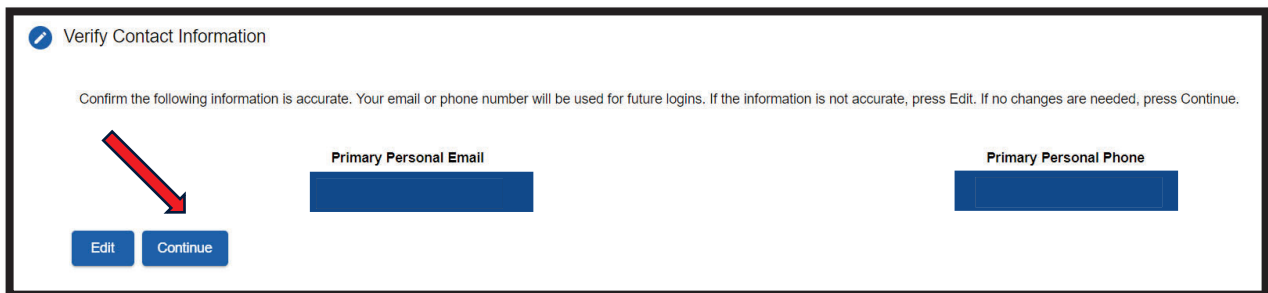
From the ARNG DEERS Project Office

ng.ncr.ngb-arng.mbx.deersrapids-project-office@army.mil

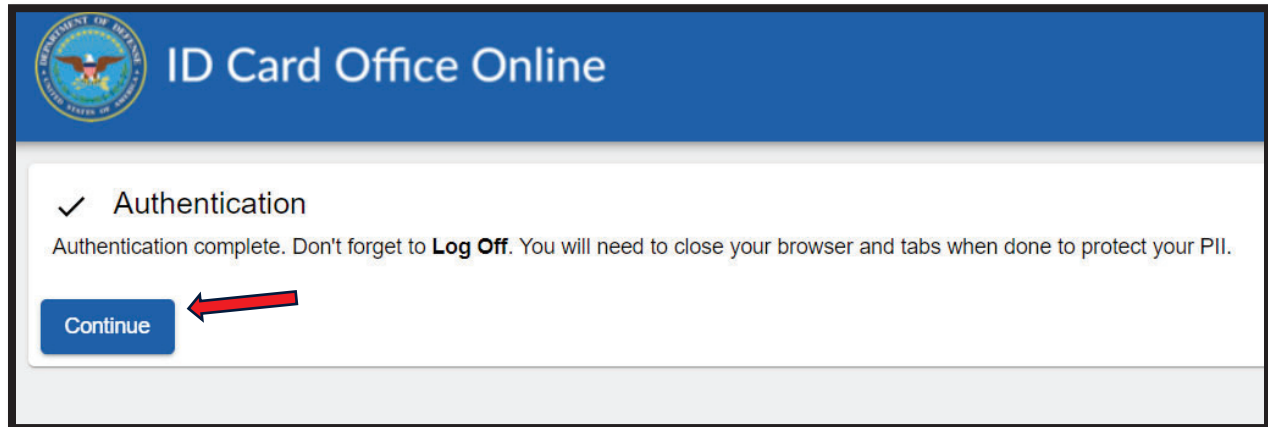
Step 1: To renew a USID, click the following link [ID Card Office Online \(osd.mil\)](https://idco.dmdc.osd.mil) and click the continue button under Family ID Cards



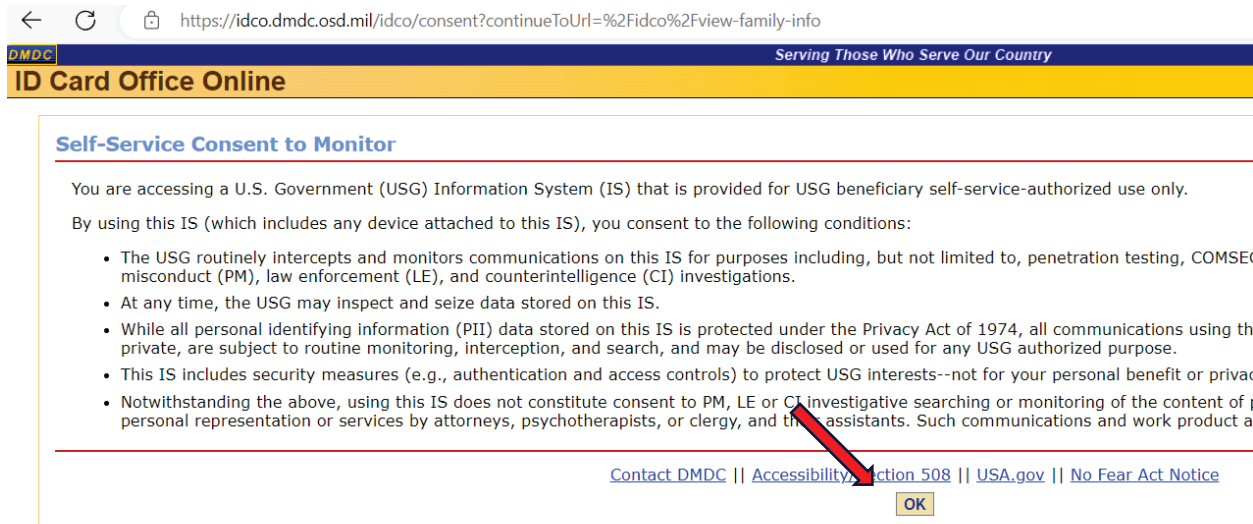
Step 2: Verify your personal email and phone number, then click continue.



Step 3: Authentication is complete. Click continue to proceed.



Step 4: The system may/may not take you to this page below (ID Card Office Online). The following snippet is the destination you are looking for.



Step 4 Continued: ID Card Office Online – verify family member(s) information and follow prompts by clicking “Request ID Card”

DMDC is piloting a program to print replacement USID cards and mail them directly to the cardholder. You Visit www.cac.mil for more information. Please note that only the SPONSOR can report an online request

ID Card Office Online

Logged on as: CHARLES MILLER. Last successful log in: 2024-03-19 11:55:24.510 EDT.

Sponsor

CAC	National Guard, Army	Expiration
	[REDACTED]	Jun 21 2024

Family Members

	Spouse	Expiration
	[REDACTED]	N/A
	Request ID Card	
	Child	Expiration
	[REDACTED]	N/A
	Request ID Card	

Step 5: Review information is correct and proceed to the bottom of the page.

DMDC is piloting a program to print replacement USID cards and mail them directly to the cardholder. You will only see this option if a USID card is eligible for the pilot. Visit www.cac.mil for more information. Please note that only the SPONSOR can report an online requested USID card received.

ID Card Office Online

Home Help Feedback Logout

- 1 Summary
- 2 Privacy Act
- 3 Acknowledgment
- 4 Confirmation
- 5 Additional Documents

Suspected fraud will be adjudicated in accordance with applicable law and DoD policy.

Summary

Current DEERS information will be used to generate the 1172-2 form. If necessary, address, phone number, and email address should be updated through MyProfile before continuing.

[Click here to return to the home page](#)

[REDACTED]

Sex: F


Birth Date: [REDACTED]

Residential Address: [REDACTED]

Mailing Address: [REDACTED]



Step 6: Click proceed for verification and to generate the 1172. If your dependent(s) last photo is within 12 years, the system will automatically use that photo for the ID card. Once approved, DMDC will mail the dependent(s) ID cards to you. Upon receipt of your ID cards, it is imperative that the sponsor log back into the IDCO to verify and activate the new USID card(s).

The ID Card is not eligible to be shipped directly to the cardholder

 Eligibility Requirements

Reason(s): Shipping only available when replacing ID Card.

To perform verification and generate the 1172-2 form prior to visiting a RAPIDS ID Card Office, click PROCEED.

Please contact the ARNG DEERS Project Office for any further questions.

ng.ncr.ngb-arng.mbx.deersrapids-project-office@army.mil
